


# Sacred Heart Church

## CONTRIBUTION REPORT 01/01/2023-12/31/2023

Contribution Range	# of Contributors	Total Given
0 -	0	501
0.01-	100	25
100.01-	200	19
200.01-	300	32
300.01-	400	21
400.01-	500	26
500.01-	750	54
750.01-	1,000	31
1,000.01-	1,500	40
1,500.01-	2,500	47
2,500.01-	5,000	22
5,000.01- 999,999,999	4	22,850.00
<b>Total</b>	<b>822</b>	<b>\$335,847.64</b>



### ACH/AUTOMATIC TITHING

Consider Automatic Tithing made easy with ACH. Your giving will be consistent. See the form on the back & return to the parish office.

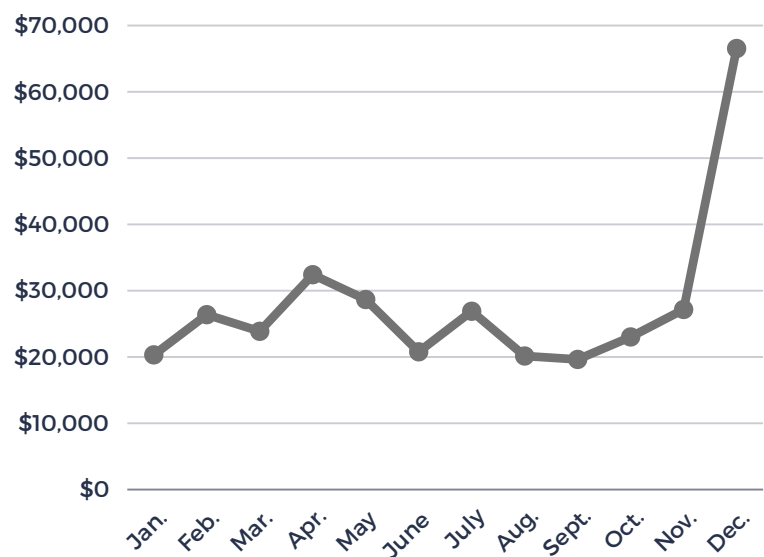
### CONTRIBUTION ENVELOPES

If you are a "cash" giver, consider using weekly envelopes that are mailed to you each month.


### MONTHLY PARISH EXPENSES

Expenses average \$41,154/month.  
\$129/month is needed from the 321 (39%) above to cover expenses

### MONTHLY CONTRIBUTION TOTALS



# ACH



# \$10

# 39%

22% of contributors used ACH in 2023

If ALL envelope holders give at least \$10 more annually, it would add \$8,220 to the Church's budget! Only \$10!

of our envelope holders give to our parish at least annually.